

# DRAFT UGANDA STANDARD

First Edition  
2017-mm-dd

---

---

## School Clothing — Part 5: Dresses, tunics and gyms

---

---



Reference number  
DUS 1687-5: 2017

© UNBS 2017

**Compliance with this standard does not; of itself confer immunity from legal obligations**

**A Uganda Standard does not purport to include all necessary provisions of a contract. Users are responsible for its correct application**

© UNBS 2017

All rights reserved. Unless otherwise specified, no part of this publication may be reproduced or utilised in any form or by any means, electronic or mechanical, including photocopying and microfilm, without prior written permission from UNBS.

Requests for permission to reproduce this document should be addressed to

The Executive Director  
Uganda National Bureau of Standards  
P.O. Box 6329  
Kampala  
Uganda  
Tel: +256 417 333 250/1/2  
Fax: +256 414 286 123  
E-mail: [info@unbs.go.ug](mailto:info@unbs.go.ug)  
Web: [www.unbs.go.ug](http://www.unbs.go.ug)

# Contents

Page

|  |    |
|--|----|
| Foreword .....                                   | iv |
| 1 Scope .....                                    | 5  |
| 2 Normative references .....                     | 5  |
| 3 Definitions .....                              | 5  |
| 4 Materials .....                                | 5  |
| 4.1 Outer Materials .....                        | 5  |
| 4.2 Supplementary materials and components ..... | 5  |
| 5 Style, size and make .....                     | 6  |
| 5.1 Style .....                                  | 6  |
| 5.2 Size .....                                   | 6  |
| 5.2.1 Dresses and tunics .....                   | 6  |
| 5.2.2 Gyms .....                                 | 6  |
| 5.3 Make .....                                   | 8  |
| 5.3.1 General .....                              | 8  |
| 5.3.2 Edges .....                                | 8  |
| 5.3.3 Pockets .....                              | 8  |
| 5.3.4 Buttonholes .....                          | 9  |
| 5.3.5 Seams .....                                | 9  |
| 5.3.6 Hems .....                                 | 9  |
| 6 Packing, care-labelling and marking .....      | 9  |
| 7 Inspection .....                               | 9  |
| Annex A (normative) Notes to purchasers .....    | 10 |
| Annex B (normative) Guidelines on style .....    | 11 |
| B.1 General .....                                | 11 |
| B.2 Dress and tunic styles .....                 | 11 |
| B.2.1 Princess style .....                       | 11 |
| B.2.2 Shirt waister style .....                  | 11 |
| B.2.3 Tunic style .....                          | 12 |
| B.3 Gyms .....                                   | 13 |
| B.4 Other garment features .....                 | 13 |
| B.4.1 Sleeves .....                              | 13 |
| B.4.2 Collars and necklines .....                | 13 |
| B.4.3 Belts .....                                | 13 |
| B.4.4 Pockets .....                              | 13 |
| B.4.5 Front openings .....                       | 13 |
| B.5 Dress and tunic lengths .....                | 13 |

## Foreword

Uganda National Bureau of Standards (UNBS) is a parastatal under the Ministry of Trade, Industry and Cooperatives established under Cap 327, of the Laws of Uganda, as amended. UNBS is mandated to co-ordinate the elaboration of standards and is

- (a) a member of International Organisation for Standardisation (ISO) and
- (b) a contact point for the WHO/FAO Codex Alimentarius Commission on Food Standards, and
- (c) the National Enquiry Point on TBT Agreement of the World Trade Organisation (WTO).

The work of preparing Uganda Standards is carried out through Technical Committees. A Technical Committee is established to deliberate on standards in a given field or area and consists of key stakeholders including government, academia, consumer groups, private sector and other interested parties.

Draft Uganda Standards adopted by the Technical Committee are widely circulated to stakeholders and the general public for comments. The committee reviews the comments before recommending the draft standards for approval and declaration as Uganda Standards by the National Standards Council.

The committee responsible for this document is Technical Committee UNBS/TC 7, *Textile, Leather, Paper and Related Products*, Subcommittee SC 1, *Textile and Related products*.

WDUS 1687 consists of the following parts, under the general title School Clothing:

Part 1: General requirements for school clothing.

Part 2: Blazers.

Part 3: Trousers and shorts.

Part 4: Shirts.

Part 5: Dresses, tunics and gyms.

Part 6: Girls' slacks and skirts.

Part 7: Knee-high stockings and ankle socks.

Part 8: Jerseys and cardigans.

Part 9: Briefs.

Part 10: Tracksuits.

Part 11: Athletic wear.

# School Clothing — Part 5: Dresses, tunics and gyms

## 1 Scope

This part of DUS 1687 specifies the materials, cut, make and trim of girls' dresses, tunics and gyms

## 2 Normative references

The following referenced documents referred to in the text in such a way that some or all of their content constitutes requirements of this document. For dated references, only the edition cited applies. For undated references, the latest edition of the referenced document (including any amendments) applies.

DUS 1687-1, *School clothing — Part 1: General requirements for school clothing*

## 3 Definitions

For the purposes of this part of DUS 1687, the definition given in DUS 1687-1 and the following definition apply:

### Size designation

The **age** (for sizes to fit intended wearers up to twelve years), or the **Imperial size** (for sizes to fit intended wearers older than twelve years) as well as the **numerical value, in centimetres**, of the bust girth of the intended wearer.

ISO and IEC maintain terminological databases for use in standardization at the following addresses:

— ISO Online browsing platform: available at <http://www.iso.org/obp>

## 4 Materials

### 4.1 Outer Materials

The outer material shall be of the required fabric that complies with the relevant requirements given in table 1 of DUS 1687-1.

**Note:** Clause 4.1 of DUS 1687-1 shall also apply.)

The colour(s) of the dyed fabric shall be an acceptable match to the required colour(s), as agreed upon between the purchaser and the supplier.

### 4.2 Supplementary materials and components

The supplementary materials and components shall comply with the relevant requirements laid down in clause 4.2 of DUS 1687-1

## 5 Style, size and make

### 5.1 Style

The style shall be as required.

**NOTE:** Recommended styles are given in table 1.

### 5.2 Size

#### 5.2.1 Dresses and tunics

Dresses and tunics should be supplied in one (or more) of the size designations given in columns 1 and 2 of table 1, as required, and their measurements, determined in accordance with clause 6.2 of DUS 1687-1, should conform to the appropriate values given in columns 3 to 5. The length of dresses or tunics shall be as agreed between manufacturer and purchaser.

#### 5.2.2 Gyms

Gyms should be supplied in one (or more) of the size designations given in columns 1 and 2 of table 2, as required, and their bust measurement, determined in accordance with clause 6.2 of DUS 1687-1, should conform to the appropriate value given in column 3. The length of gyms shall be as agreed upon between manufacturer and purchaser.

**Table 1— Size range for dresses and tunics (Dimensions in centimetres)**

| 1                                     | 2       | 3                             | 4                        | 5                           |
|---------------------------------------|---------|-------------------------------|--------------------------|-----------------------------|
| Size designation                      |         | Finished garment measurements |                          |                             |
| Age and bust girth(cm)                | Height  | Bust                          | Back width <sup>1)</sup> | Neck to waist <sup>2)</sup> |
| <b>3-4</b><br>To fit chest/bust 58cm  | 108-113 | 66                            | 26                       | 26                          |
| <b>4-5</b><br>To fit chest/bust 60cm  | 114-119 | 68                            | 27                       | 27                          |
| <b>5-6</b><br>To fit chest/bust 62cm  | 120-125 | 70                            | 28                       | 28                          |
| <b>6-7</b><br>To fit chest/bust 64cm  | 126-131 | 72                            | 29                       | 29                          |
| <b>7-8</b><br>To fit chest/bust 66cm  | 132-137 | 74                            | 30                       | 30                          |
| <b>8-9</b><br>To fit chest/bust 68cm  | 138-143 | 76                            | 31                       | 31                          |
| <b>9-10</b><br>To fit chest/bust 72cm | 144-149 | 80                            | 32                       | 32                          |
| <b>11</b><br>To fit chest/bust 76cm   | 150-155 | 86                            | 34                       | 35                          |
| <b>12</b><br>To fit chest/bust 80cm   | 156-161 | 90                            | 36                       | 38                          |

| <b>Imperial(inch) and bust girth(cm)</b>                    | <b>Height</b> | <b>Bust</b> | <b>Back width<sup>1)</sup></b> | <b>Neck to waist<sup>2)</sup></b> |
|---|---------------|-------------|--------------------------------|-----------------------------------|
| <b>Size 30</b><br>To fit bust 82cm                          | 162-167       | 94          | 37                             | 39                                |
| <b>Size 32</b><br>To fit bust 87cm                          | 168-173       | 98          | 38                             | 41                                |
| <b>Size 34</b><br>To fit bust 92cm                          | 168-173       | 102         | 39                             | 41                                |
| <b>Size 36</b><br>To fit bust 97cm                          | 168-173       | 106         | 40                             | 41                                |
| <b>Size 38</b><br>To fit bust 102cm                         | 168-173       | 110         | 41                             | 41                                |
| <b>Size 40</b><br>To fit bust 107cm                         | 168-173       | 118         | 43                             | 42                                |
| <b>Size 32</b><br>To fit bust 112cm                         | 168-173       | 122         | 44                             | 42                                |
| 1) Applicable to sleeved garments only.<br>2) Waist length. |               |             |                                |                                   |

**Table 2— Size range for gyms (Dimensions in centimetres)**

| <b>1</b>                             | <b>2</b>      | <b>3</b>                         |
|--------------------------------------|---------------|----------------------------------|
| <b>Size designation</b>              |               | <b>Finished bust measurement</b> |
| <b>Age(years) and bust girth(cm)</b> | <b>Height</b> |                                  |
| <b>3-4</b><br>56                     | 102-113       | 62                               |
| <b>4-5</b><br>60                     | 114-125       | 66                               |
| <b>6-8</b><br>66                     | 126-137       | 72                               |

|  |               |                                      |
|--|---------------|--------------------------------------|
| <b>8-10</b><br>72                            | 138-149       | 78                                   |
| <b>11-12</b><br>80                           | 150-161       | 88                                   |
| <b>Imperial(inch) and bust<br/>girth(cm)</b> | <b>Height</b> | <b>Finished bust<br/>measurement</b> |
| <b>32</b><br>84                              | 162-167       | 92                                   |
| <b>36</b><br>92                              | 168-173       | 98                                   |
| <b>36½</b><br>96                             | 168-173       | 102                                  |

### 5.3 Make

#### 5.3.1 General

The relevant requirements for garments given in clause 4.3 of DUS 1687-1 shall apply.

#### 5.3.2 Edges

The free edges of collars, facings and cuffs shall be so stitched or otherwise acceptably finished that the seam is concealed.

The free edges of facings shall be securely tacked or the facings shall be retained in position by another acceptable method.

#### 5.3.3 Pockets

Pockets shall be of the patch type or the slip-in type, as required.

##### 5.3.3.1 Patch type

The mouth shall be hemmed and securely tacked at both ends, and other edges shall be turned in and stitched down.

##### 5.3.3.2 Slip-in type

The pocket shall have an adequate depth and an opening in a seam (securely tacked at both ends); the pocket bag shall be made of outer material



#### **5.3.4 Buttonholes**

Button holes shall be of the straight shirt type with a bar at each end, or shall have an eye, shall be barred, and may be gimped. The type shall be appropriate to the garment and to the material, and the length of a buttonhole shall be such as to acceptably accommodate the relevant button.

#### **5.3.5 Seams**

Seams shall have a width of at least 9 mm. All exposed edges shall be over locked, bound, or turned in and stitched down.

#### **5.3.6 Hems**

The finished width of a hem shall be at least 25 mm.

### **6 Packing, care-labelling and marking**

The requirements of clause 5 of DUS 1687-1 shall apply.

### **7 Inspection**

Inspection shall be done in accordance with clause 6 of DUS 1687-1

## **Annex A**

(normative)

### **Notes to purchasers**

The following requirements shall be specified in tender invitations and in each order or contract:

- a) The type and colour(s) of the outer material(see clause 4.1);
- b) The style (see clause 5.1 and Annex B);
- c) the size designation(s) and the length required (see clause 5.2); and
- d) the type of pocket required (see sub clause 5.3.3).

DRAFT UGANDA STANDARD FOR PUBLIC REVIEW

## **Annex B** **(normative)**

### **Guidelines on style**

#### **B.1 General**

Users of this part of DUS 1687 should consider the following points when selecting styles for girls' dresses, tunics and gyms:

- a) the style selected should be such that it is suitable for the majority of figures;
- b) a simple style is to be preferred to a more elaborate one, since this facilitates laundering and is less expensive to manufacture;
- c) dresses, tunics and gyms for young girls should, to facilitate dressing, have openings and fastenings in the front or at the side;
- d) the style should preferably be one that facilitates alterations; and
- e) in general it can be said that styles that require more labour and use more fabric are more expensive to manufacture.

#### **B.2 Dress and tunic styles**

**NOTE:** The style suggestions given in this clause are those that are most commonly adopted by schools.

##### **B.2.1 Princess style**

This style is suitable for dresses and tunics. There are two style variations, i.e. one in which the princess line originates in the shoulder seam (see table B.1, column 1, items 1(a) and (c) and items 3(a) and (b), and the other in which it originates in the front armhole (see table B.1, column 1, item 1(b), and column 3, items 1(d) and 3(f)).

Both variations of the princess style offer the following advantages:

- a) they are basic styles and are consequently not susceptible to fashion changes;
- b) they suit most figures;
- c) any dress or tunic that is loose-fitting can easily be altered; and
- d) since all panels of princess style dresses and tunics are free of pleats and gathers, they are easily laundered.

##### **B.2.2 Shirt waister style**

The shirt waister style dress, in contrast to the princess style dress, has a waist seam and, unless the dress buttons right down to the hem or at least to hip level at the front, a slide fastener is required in the side seam. (Variations of the shirt waister are shown in table B.1, column 1, items 2(a), (b), (c) and (d) and item 3 (e). When adjustments to the length of the bodice in variations 2(a) and (d), and 3(e) are required, the slide

fastener has to be removed. The extra labour required by this operation should be considered before this style of dress or tunic is selected.

#### **B.2.2.1 Advantages**

A yoke-type shirt waister with gathers (see table B.1, column 2) provides a good allowance for growth over the bust without the need for alterations.

#### **B.2.2.2 Disadvantages**

The disadvantages are as follows:

- a) the shirt waister does not suit all figures if the skirt is gathered or pleated (see table B.1, column 1, items 2(c) and (d) and item 3(e));
- b) the cut waist line is not conducive to easy alteration; and
- c) laundering of a shirt waister style dress or tunic is more laborious than laundering of a princess style dress, for example.

#### **B.2.3 Tunic style**

A tunic is normally worn over a blouse or shirt.

It is, however, sometimes used as a dual-purpose uniform, i.e. it is used as a uniform worn with or without a blouse in summer and with a blouse or a shirt in winter. If the arm hole opening for a tunic that is to be worn with a blouse or shirt is cut too low in the scye, the tunic might be unsuitable for wearing without a blouse or a shirt. When ordering a tunic as a dual-purpose garment, the purchaser should notify the manufacturer so that the necessary adjustments can be made.

#### **B.2.3.1 Advantages**

The advantages are as follows:

- a) princess style tunics (see table B.1, column 7, items 3(a) and (b)) have the same advantages as those listed in B.2.1 (a) to (d); and
- b) tunics can serve as a dual-purpose winter-and-summer uniform

#### **B.2.3.2 Disadvantages**

The disadvantages are as follows:

- a) the A-line dress and gym (see table B.1, column 1, item 3(d)), and the gathered skirt (see table B.1, column 1, items 2(c) and 3(e) do not suit all figures;
- b) the cut waistline (see table B.1, column 1, items 3(c) and (e) is not conducive to easy alteration;
- c) laundering is more laborious for pleated and gathered styles (see table B.1, column 1, items 3(d) and (e) than for unpleated and ungathered styles;
- d) when a tunic is used as a dual-purpose (winter-and-summer) uniform in areas with extreme winter and summer temperatures, it is often found that the fabric suitable for summer is too light for winter and vice versa.

### **B.2.3.3 Summary**

Princess style tunics have more advantages than tunics with pleats, gathers or cut waistlines.

## **B.3 Gyms**

With the use of modern materials where pleats can be heat-set, gyms are very practical as a winter uniform.

## **B.4 Other garment features**

### **B.4.1 Sleeves**

If sleeves are used, a basic sleeve (i.e. a sleeve as shown in column 1 of table B.1) is recommended. A variation of the basic sleeve that has a cuff (either a "mock cuff" or a sewn-on cuff) is shown in column 5 of table B.1. Where a contrasting collar and cuff are required, a sewn-on cuff is used.

**NOTE:** Puffed sleeves are warm in summer and alterations cannot easily be made.

### **B.4.2 Collars and necklines**

Variations of collars and necklines are shown in column 6 of table B.1.

**NOTE** The Peter Pan type collar on a dress requires the dress to be buttoned up and is not as cool in summer as the dual-purpose shirt type collar.

### **B.4.3 Belts**

Shirt waister dress and tunic styles are worn with a belt. The belt is usually separate, but may be sewn on to the waistline. For the princess style dress or tunic, a belt is optional. A sewn-on belt has to be removed before any alterations can be made to the waist.

A back half-belt (sewn into the side seams) is often used on princess style dresses and tunics and provides a means of adjusting the fit of the garment. For hot climates, a dress or tunic without a belt or with a back half-belt is recommended, since this ensures circulation of air and is cooler in summer (see column 7 of table B.1)

### **B.4.4 Pockets**

A school dress or tunic requires one or two pockets. A patch pocket or slip-in pocket (sewn into the side seam) is recommended.

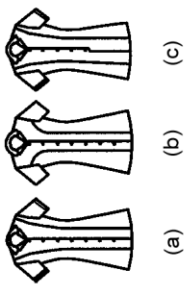










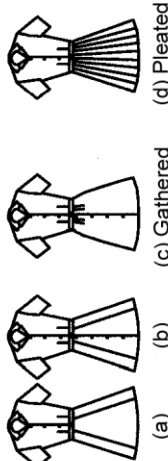





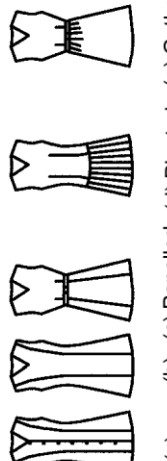

It is advisable to allow the manufacturer to suggest the shape of patch pockets, since these are often made to a standard template and other shapes may cause production problems. A slip-in pocket should be deep enough to be functional.

### **B.4.5 Front openings**

In column 1 of table B.1 various types of front openings are shown. Note the difference in the openings on the princess style dresses 1(b) and (c). Here again; the manufacturer should be allowed to manufacture according to his standard procedure.

## **B.5 Dress and tunic lengths**

This is by agreement between the purchaser and the manufacturer. Manufacturers usually supply the school with samples and other information regarding the lengths of garments and orders are placed accordingly

| 1   | 2  | 3  | 4   | 5  | 6   | 7   | 8                        |
|---|--|--|---|--|---|---|--------------------------|
| Recommended style   | Front-view variation   | Princess-line variation  | Back-view variation   | Sleeve and arm-hole variation  | Collar- and neck-line variation   | Belts   | Pockets                  |
| 1) Princess style<br><br>(a) (b) (c)   | n/a  | <br>(d)   | Princess-line corresponds to front-view<br><br><br>(a)<br><br>(b) | <br>(a) Sleeveless<br><br><br>(b) Sleeve with sewn-on or mock cuff | Peter Pan<br><br>(a) Square<br><br><br>(b) Rounded<br><br><br>(c) Shirt type (Rounded) | <br>(a) Full belt<br><br><br>(b) Back half-belt<br><br>Always with belt | Patch-type, slip-in type |
| 2) Shirtwaister<br><br>(a) (b) (c) (d) | <br>n/a | n/a  | <br>(a)<br><br>(b)  | n/a  | <br>(a) Square<br><br><br>(b) U-shape   | Princess style<br>(a) with full belt<br>(b) without belt<br>(c) with back half-belt   |                          |
| 3) Tunics<br><br>(a) (b) (c) (d)     | n/a  | <br>(f) | Style corresponds to front view   | n/a  |   |   |                          |

Drg.12951

DRAFT

## Certification marking

Products that conform to Uganda standards may be marked with Uganda National Bureau of Standards (UNBS) Certification Mark shown in the figure below.

The use of the UNBS Certification Mark is governed by the Standards Act, and the Regulations made thereunder. This mark can be used only by those licensed under the certification mark scheme operated by the Uganda National Bureau of Standards and in conjunction with the relevant Uganda Standard. The presence of this mark on a product or in relation to a product is an assurance that the goods comply with the requirements of that standard under a system of supervision, control and testing in accordance with the certification mark scheme of the Uganda National Bureau of Standards. UNBS marked products are continually checked by UNBS for conformity to that standard.

Further particulars of the terms and conditions of licensing may be obtained from the Director, Uganda National Bureau of Standards.



DRAFT UGANDA STANDARD FOR PUBLIC REVIEW